

Matlock - Belper - Derby


The Derwent Valley Line

Train Times

12 June 2005 to 10 December 2005

Train Times & Visitor Guide

Days Out on the Derwent Valley Line



Welcome to the latest edition of the Derwent Valley Line (Matlock – Derby) train timetable and information guide.

This guide includes the local train times, details of great value fares, and information about connections from Derby. Plus details of some fantastic Days Out by Train in the Derwent Valley including discounted entry for visitors arriving by train.

The Derwent Valley Line provides a fast means of travel through the valley. Journey time is 31 minutes from Matlock and just 11 minutes from Belper to Derby respectively. The Matlock to Derby service is operated by Central Trains with some Midland Mainline services to London and Sheffield calling at Belper.

Ticket Information

For local journeys between Matlock and Derby, tickets include a Standard Day Single and Return or Cheap Day Return. Sample prices are shown below.

Example Adult Fares	Standard Day Single	Cheap Day Return	Standard Day Return
Matlock - Derby	£3.70	£3.90	£4.30
Belper - Derby	£2.60	£2.80	£3.00

Cheap Day Return valid after 0845 Monday to Friday and any time at weekends and Bank Holidays. Standard Day Singles and Returns available at other times.

By Train or Bus You may use your return train ticket to travel back by bus - or your return bus ticket to travel back by train at no extra charge. This is valid on buses 61, 140, 141, 142, 143, 144, R61, R62, R63, R64 and TP (Transpeak) between Derby, Duffield, Belper, Ambergate, Whatstandwell, Cromford, Matlock Bath and Matlock.

Season Tickets Big savings are available for regular travellers with a range of season tickets. These tickets give an unlimited number of journeys between any 2 stations for periods of 1 week, 1 month or longer for up to 12 months. Ask at Derby station for details.

Groups Big discounts are available for small groups of 3 or 4 or for larger groups of 10+. Groupsave allows 3-4 adults to travel together for the price of 2, with up to 4 accompanying children travelling for just £1 each. Ask at Derby station for details. For groups of 10+ savings of up to 26% are available. Call 0870 609 60 60 for details.

Derbyshire Wayfarer One day travel pass valid on all bus and rail services within Derbyshire and the Peak District. Not valid for rail travel before 0900 Monday to Friday. Tickets can be purchased at Derby and other staffed stations, from Tourist Information Centres and on most local bus services (Wayfarer cannot be purchased on the train).

Prices: Adult + one child £7.50; Concessionary £3.75; Group £12 (up to 2 adults and 3 children).

Ticket prices correct at May 2005

Friends of the Derwent Valley Line (FDVL)

FDVL is a voluntary group representing passengers along the Derby-Matlock railway line. For more information about FDVL, or to become a member email fdvl@railpr.com, contact the Transport Partnership see the Transport Partnership's station noticeboards or visit www.fdvl.org.uk

Enjoy some fantastic days out in the Derwent Valley by train. Visit the many tourist attractions or enjoy a wide variety of walks accessible from stations along the Derwent Valley Line. The Derwent Valley Mills between Derby and Matlock Bath have been designated a World Heritage Site, in recognition of their development as the World's first modern factories www.derwentvalleymills.org. When you arrive at each station look out for the maps located at each station to help you find your way to your destination.

Derby Derby is a multi-cultural city with a wealth of entertainment venues, attractions and shops with its skyline dominated by the ornate Cathedral tower. It is a 15 minute walk to the following attractions in Derby City Centre.

Derby Industrial Museum - the southern entrance to the World Heritage Site. The Museum illustrates Derbyshire's abundant industrial legacy including a major collection of Rolls-Royce aero engines. Free admission Tel: 01332 255308. Open daily (except Christmas Day and New Year) Mon 11.00-5.00, Tues-Sat 10.00-5.00 and Sun & Bank Holidays 1.00-4.00.



Derby Heritage Centre
This quaint old timber framed house, is full of historical information about Derby, with photographic displays. Free admission. Tel: 01332 299321 Open Mon. to Sat. 9.00-5.00 all year. Closed Bank Holidays, Christmas and New Year.

Derby Cathedral's beautiful interior is crammed with fascinating treasures and you can listen to the oldest ring of ten bells in the world, from the top of the second highest church tower in England. The new Derby Cathedral Centre is located in a grade II listed building opposite the Cathedral. Free admission. Tel: 01332 381685 www.derbycathedral.org

The Central Museum and Art Gallery displays exquisite oil painting masterpieces by Joseph Wright of Derby and has a splendid modern porcelain gallery. Other exhibits focus on local regiments, local archaeology, wildlife and geology as well as a series of ever changing exhibitions. Free admission. Tel: 01332 716659 Open Mon. 11.00-5.00, Tues-Sat. 10.00-5.00 and Sun & Bank Holidays 1.00-4.00.

Pickford's House Museum depicts the Georgian era through beautifully furnished rooms and graceful costume displays. Tel: 01332 255363 Open Mon. 11.00-5.00, Tues-Sat. 10.00-5.00 and Sun. & Bank Holidays 1.00-4.00. Closed between Christmas and New Year.

Derby Tourist Information Centre Assembly Rooms 01332 255802

Belper

Belper, with its magnificent red brick mills and contrasting stone cottages is part of the Derwent Valley Mills World Heritage Site

De Bradelei Mill Shops are one of Derbyshire's premier factory shops with top brand high street clothing at discount prices. Tel: 01773 829830 www.debradeleimill.co.uk Open Mon-Fri. 9.30-5.30 Sat. 9.30-6.00 and Sun. & Bank Holidays 10.30-4.30

Strutt's North Mill, home of the Derwent Valley Visitor Centre Join a tour of this historic mill dating from 1804 and follow the process of cotton from plant to finished thread. Tel: 01773 880474/841488 Open Wed-Sun until 30th October & Bank Holiday Mondays 1.00-5.00, then at weekends 1.00-5.00.

Belper River Gardens situated adjacent to the Mill provide a tranquil setting to view the river and admire the beautiful flowers and shrubs.

Belper Well Dressings 16 -21 July 2005 The River Gardens with its flowerbeds, arboretum, bandstand, and water gardens, provides a beautiful setting for the events that take place over the well dressing weekend.




Tourist Information Centre (Ripley) 01773 841488

Cromford

Cromford, with its industrial history hidden amid striking countryside views, is part of the Derwent Valley Mills World Heritage Site.

Cromford Wharf situated opposite Cromford Mill. From here you can walk along the canal to High Peak Junction and Leewood Pumphouse, where you'll discover how the canal and railway started life. Open daily.

Arkwright's Cromford Mill was the world's first successful water powered cotton spinning mill, and the site has shops and a restaurant. Tel: 01629 823256 www.cromfordmill.co.uk Open daily 9.00-5.00 except Christmas Day.



Discount Voucher

GREAT WALKS BY TRAIN

The Derwent Valley offers numerous walks for you to enjoy. Travelling by train allows you to do a linear walk by taking the train and then walking back. The following linear walks can be accessed from stations on the Derwent Valley Line. Walks leaflets are available from Tourist Information Centres.

The Derwent Valley Heritage Way is a 55 mile walking route from the Derwent Reservoir south to the river Trent. The section from Derby to Matlock can be accessed using the Derwent Valley Line www.nationalheritagecorridor.org.uk

Derwent Valley Station to Station Walks 12 linear links which provide attractive hill-side, riverside and woodland walks between stations on the Derwent Valley Line and are designed so that you can catch the train in one direction and walk back.

Cromford Canal offers gentle walking, diverse wildlife and much historical interest. The canal can be joined at Cromford, Whatstandwell or Ambergate and links to the High Peak Trail at High Peak Junction.

Matlock Bath

This popular tourist centre provides a great day out with its many attractions and lovely walks along the river Derwent.

Heights of Abraham has a cable car operating above the Derwent Valley, two show caverns picnic and play areas, coffee shop and gift shop. Tel: 01629 582365 www.heights-of-abraham.co.uk Open daily until 30 October 10.00-5.00 (later in high season).



Sir Richard Arkwright's Masson Mills A working textile museum and shopping village, with on-site restaurant, housed in an impressive 18th Century cotton mill. Tel:01629 581001 www.massonmills.co.uk Open daily, Mon-Fri 10.00-16.00, Sat 11.00-17.00, Sun 11.00-16.00 Closed Christmas Day. 20 minute walk from Matlock Bath and Cromford stations.



Gulliver's Kingdom is a theme park for children between the ages of 2 and 13 years old, with over 35 rides and attractions. Tel: 01629 580540 www.gulliversfun.co.uk Open daily until end of October then at weekends.

Whistlestop Countryside Centre is based in the old railway station buildings at Matlock Bath. There is an outdoor demonstration wildlife garden, indoor wildlife gardening exhibition, information centre and gift shop. Open daily from 10.00-5.00 until the end of October. Tel: 01629 580958. Free admission.

Peak District Mining Museum is situated in the Pavilion next to the River Derwent and houses an interesting collection of mining artefacts and a gift shop. Tel: 01629 583834 www.peakmines.co.uk Open daily (except Christmas Day) 10.00-5.00 until 30 October, November-March 11.00-4.00.



Matlock Bath Illuminations and Venetian Nights 2005 Saturday and Sunday Nights - 3 September-29 October. Visit Derwent Gardens from 7pm for parade of illuminated & decorated boats, family entertainment, funfair and craft stalls. Clifftop Firework dates to be announced.



Derwent Gardens and Lovers Walk provide the opportunity to relax in the gardens or take a stroll along the river bank beneath the limestone cliffs.

Many other attractions in the Derwent Valley can be visited using local bus services including Chatsworth, Kedleston Hall and Carsington Water. For further information see Peak Connections guides to Chatsworth and Days Out from Derby.

Matlock Bath Tourist Information Centre The Pavilion 01629 55082

Crich Tramway Village



Take a trip down memory lane with the country's largest collection of vintage, electric, horse-drawn and steam trams, operating through an evocative period street with panoramic views. Special events run throughout the summer. Tel: 08707 587267 www.tramway.co.uk Open daily until 30 October 10.00-5.30, then at weekends until 18 December 10.30-4.00.



Crich Stand is a few minutes' walk from Crich Tramway Village and provides tremendous views over the surrounding countryside. Tel: 01773 852350

The nearest station to Crich is Whatstandwell, from which it is a steep uphill walk of about 1 mile. Buses operate regularly to Crich from outside Matlock Bath and Cromford stations. It is recommended that you change buses in Matlock Bath as there are cafes, toilets and other facilities in Matlock Bath. Bus times from Cromford station have been included to provide more options but do not recommend waiting for long periods at Cromford Station, as there are no facilities and it is a 15 minute walk to Cromford village.

Monday to Saturday

To Crich Tramway from Matlock Bath				To Matlock Bath from Crich Tramway			
Bus No.	Matlock Bath	Cromford Station	Crich Tramway	Bus No.	Crich Tramway	Cromford Station	Matlock Bath
141	0914	0922	0935	141	1228	1241	1250
140	1014	1022	1035	140	1328	1341	1350
141	1114	1122	1135	141	1428	1441	1450
140	1214	1222	1235	140SH	1528	1541	1550
141	1314	1322	1335	141	1628	1641	1650
140	1414	1422	1435	140	1728	1741	1750

SH-Saturdays and School Holidays only

Buses also operate Monday to Saturday from Belper to Crich Tramway Village. Traveline 0870 608 2 608 www.derbyshire.gov.uk/buses

Sundays and Bank Holiday Mondays

To Crich Tramway from Matlock Bath				To Matlock Bath from Crich Tramway			
Bus No.	Matlock Bath	Cromford Station	Crich Tramway	Bus No.	Crich Tramway	Cromford Station	Matlock Bath
140	1140	1147	1158	140	1400	1411	1420
215*	1209	1228	215*	1530	1549
* Bus 215 until 23 October 2005				140	1600	1611	1620

Matlock

Matlock owes much of its character to its development as a hydrotherapy centre during the Victorian era.



Peak Rail is a preserved railway operating steam trains from Matlock Riverside station to Rowsley. Matlock Riverside station is a 10 minute walk from Matlock station. Tel:01629 580381 www.peakrail.co.uk for days of operation.



Hall Leys Park adjacent to the river Derwent provides a lovely setting for summer picnics and recreational activities. It has recently been restored as part of the Matlock Parks Project.

Matlock Tourist Information Centre Crown Square 01629 583388



Matlock • Belper • Derby			Monday to Friday		13 June to 9 December 2005								
			<i>MML</i>										
Matlock	06:38	07:21	09:12	11:12	13:12	15:17	16:58	18:13	19:39	21:39	23:00	CODE: MML-MIDLAND MAINLINE train <i>Monday to Friday</i> ▲ From Sheffield 0836 and Chesterfield 0848 ▼ To Chesterfield 0839 and Sheffield 0905
Matlock Bath	06:40	07:23	09:14	11:14	13:14	15:19	17:00	18:15	19:41	21:41	23:02	
Cromford	06:43	07:26	09:17	11:17	13:17	15:22	17:03	18:18	19:44	21:44	23:05	
Whatstandwell	06:48	07:31	09:22	11:22	13:22	15:27	17:08	18:23	19:49	21:49	23:10	
Ambergate	06:53	07:36	▲	09:27	11:27	13:27	15:32	17:13	18:28	19:54	21:54	23:15	
Belper	06:58	07:42	09:03	09:33	11:32	13:33	15:37	17:19	18:34	20:00	21:59	23:20	
Duffield	07:03	07:46		09:37	11:37	13:37	15:41	17:23	18:38	20:04	22:03	23:24	
Derby	07:09	07:53	09:13	09:44	11:44	13:44	15:49	17:30	18:45	20:11	22:09	23:32	
Nottingham	07:34	08:22	00:03	
London, St. Pancras	11:34	

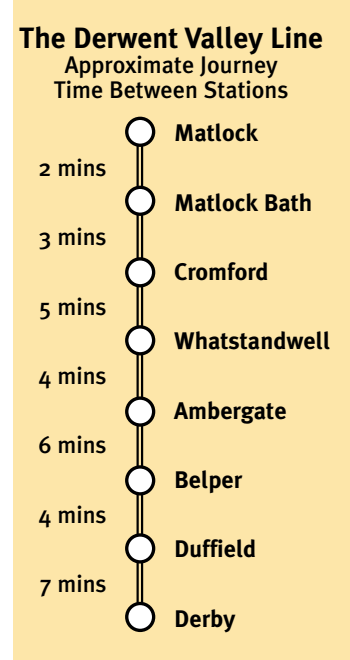
Derby • Belper • Matlock			Monday to Friday		13 June to 9 December 2005								
			<i>MML</i>										
London, St. Pancras	06:10	Saturday MML-MIDLAND MAINLINE train * This train only operates until 17 September 2005 ▲ From Sheffield 0856 and Chesterfield 0909
Nottingham	
Derby	05:42	06:46	08:16	08:26	10:26	12:26	14:26	16:20	17:35	19:02	21:02	22:20	
Duffield	05:49	06:53	08:33	10:33	12:33	14:33	16:27	17:42	19:09	21:09	22:27	
Belper	05:54	06:57	08:25	08:38	10:38	12:38	14:38	16:32	17:47	19:13	21:13	22:32	
Ambergate	06:00	07:03	▼	08:44	10:44	12:44	14:44	16:37	17:52	19:19	21:19	22:38	
Whatstandwell	06:04	07:07	08:48	10:48	12:48	14:48	16:41	17:56	19:23	21:23	22:42	
Cromford	06:09	07:11	08:53	10:53	12:53	14:53	16:46	18:01	19:27	21:27	22:47	
Matlock Bath	06:11	07:14	08:55	10:55	12:55	14:55	16:48	18:03	19:30	21:30	22:49	
Matlock	06:14	07:16	08:58	10:58	12:58	14:58	16:51	18:06	19:32	21:32	22:52	

Matlock • Belper • Derby			Saturday		18 June to 10 December 2005								
			<i>MML*</i>										
Matlock	06:55	07:41	08:59	10:39	12:39	14:12	15:38	17:02	18:20	20:20	22:30	+ This train only operates until 17 September 2005 ▼ To Chesterfield 2020 and Sheffield 2040
Matlock Bath	06:57	07:43	09:01	10:41	12:41	14:14	15:40	17:04	18:22	20:22	22:32	
Cromford	07:00	07:46	09:04	10:44	12:44	14:17	15:43	17:07	18:25	20:25	22:35	
Whatstandwell	07:05	07:51	09:09	10:49	12:49	14:22	15:48	17:12	18:30	20:30	22:40	
Ambergate	07:10	07:56	09:14	▲	10:54	12:54	14:27	15:53	17:17	18:35	20:35	22:45	
Belper	07:16	08:02	09:20	09:26	10:59	13:00	14:33	15:59	17:22	18:40	20:41	22:50	
Duffield	07:20	08:06	09:24	11:03	13:04	14:37	16:03	17:26	18:44	20:45	22:54	
Derby	07:27	08:13	09:30	09:33	11:09	13:10	14:43	16:10	17:32	18:51	20:51	23:02	
Nottingham	07:56	23:28	
London, St. Pancras	11:34	

Derby • Belper • Matlock			Saturday		18 June to 10 December 2005								
			<i>MML+</i>										
London, St. Pancras	18:00	Sunday A - Until 11 September B - From 18 September
Nottingham	
Derby	06:09	07:02	08:24	09:45	11:52	13:30	14:48	16:22	17:45	19:21	19:58	21:52	
Duffield	06:16	07:09	08:31	09:52	11:59	13:37	14:55	16:29	17:52	19:28	21:59	
Belper	06:21	07:14	08:35	09:57	12:03	13:42	14:59	16:34	17:56	19:33	20:06	22:04	
Ambergate	06:27	07:20	08:41	10:03	12:09	13:48	15:05	16:40	18:02	19:39	▼	22:10	
Whatstandwell	06:31	07:24	08:45	10:07	12:13	13:52	15:09	16:44	18:06	19:43	22:14	
Cromford	06:36	07:29	08:49	10:12	12:17	13:57	15:13	16:49	18:10	19:48	22:19	
Matlock Bath	06:38	07:31	08:52	10:14	12:20	13:59	15:16	16:51	18:13	19:50	22:21	
Matlock	06:41	07:34	08:54	10:17	12:22	14:02	15:18	16:54	18:15	19:53	22:24	

Matlock • Belper • Derby			Sunday		12 June to 4 December 2005							
			A									
Matlock	11:10	12:38	14:07	15:36	17:41	19:08	21:07	22:30				
Matlock Bath	11:12	12:40	14:09	15:38	17:43	19:10	21:09	22:32				
Cromford	11:15	12:43	14:12	15:40	17:46	19:13	21:12	22:35				
Whatstandwell	11:20	12:48	14:17	15:45	17:51	19:18	21:17	22:40				
Ambergate	11:25	12:53	14:23	15:51	17:56	19:23	21:21	22:45				
Belper	11:31	12:59	14:28	15:56	18:01	19:29	21:28	22:50				
Duffield	11:35	13:03	14:32	16:00	18:05	19:33	21:32	22:54				
Derby	11:42	13:10	14:39	16:07	18:11	19:40	21:38	23:00				
Nottingham	16:33	23:28				

Derby • Belper • Matlock			Sunday		12 June to 4 December 2005							
			A									
Nottingham	09:58	16:22			
Derby	10:27	12:00	13:19	14:56	16:56	18:20	20:28	21:48	21:52			
Duffield	10:34	12:07	13:26	15:03	17:03	18:27	20:35	21:55	21:59			
Belper	10:39	12:12	13:31	15:08	17:08	18:32	20:39	22:00	22:04			
Ambergate	10:45	12:18	13:37	15:13	17:14	18:38	20:45	22:06	22:10			
Whatstandwell	10:49	12:22	13:41	15:17	17:18	18:42	20:49	22:10	22:14			
Cromford	10:54	12:27	13:46	15:22	17:23	18:47	20:53	22:15	22:19			
Matlock Bath	10:56	12:29	13:48	15:25	17:25	18:49	20:56	22:17	22:21			
Matlock	10:59	12:32	13:51	15:27	17:28	18:52	20:58	22:20	22:24			



Onward Travel from Derby railway station

On Foot: It is a 10 - 15 minute walk via the pedestrianised route opposite the station to the Eagle Shopping Centre in Derby City Centre.

By Bus - Main services from the railway station are:

Arriva services 40/44/45 from outside 'The Waterfall' public house opposite Derby railway station, every 7-8 minutes to The Morledge, Derby city centre (adjacent to the bus station). Arriva services 41/44/45 every 7-8 minutes between The Morledge and Derby railway station.

Notts & Derby service 6 every 10 minutes from the railway station forecourt to the bus station and Derby University Kedleston Road Campus (Monday to Friday, University term time only).

Summary of Main Train Connections from Derby

Many locations throughout the country (see table) can be reached by direct train services from Derby.

Destination	Number of Trains per hour	Train Operator(s)
Birmingham	up to 4 per hour	Virgin/Central Trains
Nottingham	up to 3 per hour	Central Trains
Sheffield	up to 3 per hour	Virgin/Midland Mainline
Chesterfield	up to 2 per hour	Virgin/Midland Mainline
London	up to 2 per hour	Midland Mainline
Leicester	up to 2 per hour	Midland Mainline
York	up to 2 per hour	Virgin
Newcastle	up to 2 per hour	Virgin
Bristol	up to 2 per hour	Virgin
Leeds	hourly	Virgin
Cardiff	hourly	Central Trains
Stoke/Crewe	hourly	Central Trains

For further information...

Rail Times & Fare Enquiries: www.nationalrail.co.uk

National Rail Enquiries (24 hours) **08457 48 49 50**

(Calls to this number may be recorded for monitoring purposes)

If you require assistance in making your journey please call **0870 609 60 60**. Arrangements can be made at most stations, please try to give a minimum of 48 hours notice.

Central Trains Customer Relations **0121 634 2040**

Midland Mainline Customer Services **08457 125 678**

For all train times throughout Derbyshire pick up a free copy of Derbyshire Train Times from local outlets.

For local bus times call Traveline **0870 608 2 608**

(daily 07:00-21:00) or visit www.derbyshire.gov.uk/buses

This guide has been produced by the Derwent Valley Rural Transport Partnership and has been part funded by Central Trains. The Partnership aims to improve public transport and encourage more people to use local train and bus services in the Derwent Valley. To contact the Partnership write to: Derwent Valley Rural Transport Partnership c/o Amber Valley Borough Council, Town Hall, Ripley DE5 3BT. Tel: 01773 570222 ext 2484

PEAK RAIL
plc

Experience the Thrill of Steam

All Day Rover Tickets

Adult	£6.00
Senior Citizens	£4.60
Child (6-15yrs)	£3.00
Child (3-5yrs)	£1.00

2 for 1 travel

Discount for train
passengers only

CRICH
TRAMWAY
VILLAGE

Crich Tramway Village

up to 15% off

Normal Admission Prices

Discount for train
passengers only

Discounted prices are: Adult £7.50 Child £4.00 Senior £6.50



Heights of Abraham

One child free

with each adult

Discount for train
passengers only

Adult £9.00 Child £5.50 Senior £6.75

Peak District Mining Museum

25% off the
following normal
admission charges

Discount for train
passengers only

	Museum	Mine	Joint
Adult	£3.00	£3.00	£5.00
Concession	£2.50	£2.50	£4.50
Child	£2.00	£2.00	£3.00
Family	£8.50	£8.50	£11.50

DERWENT VALLEY MILLS
World Heritage Site

Cromford Mill

2 for 1

on Guided Tours of the Mill

Discount for train
passengers only

Adult £2.00 Child £1.50 Concessions £1.50

DERWENT VALLEY MILLS
World Heritage Site

Sir Richard Arkwright's Masson Mills

One Child Free

 with each adult

Discount for train
passengers only

Adult £2.50 Child £1.50 Concessions £2.00



Terms and Conditions

Valid Train or Rover Ticket for day of admission must be shown with this voucher.

Voucher must be given up when paying.

Valid in 2005 only.

Voucher cannot be used in conjunction with any other offer.

Voucher not valid on special event days.

DVG



Terms and Conditions

Valid Train or Rover Ticket for day of admission must be shown with this voucher.

Voucher must be given up when paying.

Valid in 2005 only.

Voucher cannot be used in conjunction with any other offer.

DVG



Terms and Conditions

Valid Train or Rover Ticket for day of admission must be shown with this voucher.

Voucher must be given up when paying.

Valid in 2005 only.

Voucher cannot be used in conjunction with any other offer.

DVG



Terms and Conditions

Valid Train or Rover Ticket for day of admission must be shown with this voucher.

Voucher must be given up when paying.

Valid in 2005 only.

Voucher cannot be used in conjunction with any other offer.

DVG



Terms and Conditions

Valid Train or Rover Ticket for day of admission must be shown with this voucher.

Voucher must be given up when paying.

Valid in 2005 only.

Voucher cannot be used in conjunction with any other offer.

DVG



Terms and Conditions

Valid Train or Rover Ticket for day of admission must be shown with this voucher.

Voucher must be given up when paying.

Valid in 2005 only.

Voucher cannot be used in conjunction with any other offer.

DVG