



Create your family crest



How this links with the Derwent Valley Mills World Heritage Site:

This activity looks at your personal heritage, are you born and bred Derbyshire? Or have you adopted this beautiful county as your own? All the important families had their own family crest, use this activity to create your own that will be unique to you and your family.


You will need:

- Paper
- Pencils
- Watercolour paints
- Pen (optional)
- Jar of Water




How to have a go:

Step 1 – Draw a basic shield shape.



Step 2 – Divide into different sections.

I have chosen diagonals, but you could go across or down.




Step 3 – Chose where to place your name.

I chose to put the letters from the Derwent Valley World Heritage Site across the bottom, you could use a mixture of first names, or family surnames.




Step 4 – Choose a flower to represent your family.

I chose the Derbyshire flower from the flag as this crest is to represent our county. You could choose a family favourite, a flower that means something to you, a flower that is a memory of an event, or even make your own up.



Step 5 – Choose objects or activities that represent your family.

I chose to use the Canal Boat, Birdwood, The Water Wheel and The Silk Mill because they are important images for the Derwent Valley. You could choose favourite activities, objects that are important, favourite places to visit or even where you live.



Step 6 – Add in some colour.

Use your watercolour paints to carefully add in some colour, choose which colours represent your family best – does everyone have a favourite colour they would like to choose?



Keep adding colour to make your family crest unique and bright.



Step 7 – Optional

Go over the lines with a black pen, you may want to leave the lines off, it's personal preference, I like the black lines. I also coloured the background with pencil once all the paint had dried.



Please let us know what you think of this activity and share your work with us

When you have had a go at this activity, we'd love to hear what you think, or see your work. Please send us any feedback below by 12th October 2020.

Post us your work – If you would like to post us any of your work or let us know what you think of this activity with a note with your name and address (and age if you'd like to share that). We are hoping to have an exhibition in the Autumn on one of the mill sites of the work created by people all along the valley. We will return all your work to you after the exhibition.

Postal address:

Georgina Greaves (DVMWHS Creativity Packs)
Derbyshire County Council
North Block S7 - County Hall
Matlock
Derbyshire DE4 3AG

Send us a photo – Email a photo of your creation to info@derwentvalleymills.org

Social Media – If you use social media use #DVMWHScreativity and post the images of your work and tag us at:



Facebook: @DerwentValleyMillsWHS



Twitter: @DVMillsWHS



Instagram: @DerwentValleyMillsWHS

Hope you enjoy doing this craft activity!